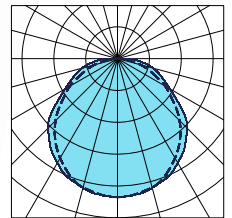


GRIMROD RANGE



powered by
TRIDONIC



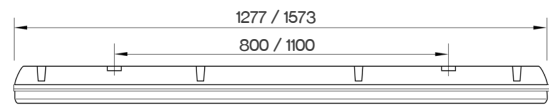
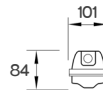
IP66



IK07



L90/B10
100,000 hrs



Introducing the Grimrod range - a comprehensive selection of luminaires characterised by a broad spectrum of outputs and colour temperatures, encompassing two distinct sizes. These luminaires stand out with their utilisation of Tridonic LED modules and Tridonic drivers, which ensures a remarkable level of efficiency and allows SCC to offer impressive manufacture backed warranties. Boasting colour stability within 3 MacAdam steps and a lifetime of upto 100,000 hours.

Crafted to precision, the Grimrod fitting features a GRP body, white pressed steel geartray and a polycarbonate LED diffuser. Complementing this construction are stainless steel clips and stainless steel mounting accessories that guarantee durability and ease of installation.

The Grimrod range seamlessly integrates with SCC's standard options, offering choices such as dimmable functionality and emergency configurations. Additionally, these luminaires can be seamlessly integrated into our intelligent lighting systems through wireless options, ushering in a new era of versatile illumination solutions.

Part code	Power W	Output lm	Length mm	Width mm	Height mm	Efficacy lm/W	Weight kg
LUXGRIM/1200/3000/4K	20	2914	1275	101	84	147	2.0
LUXGRIM/1200/4000/4K	25	3579	1275	101	84	144	2.0
LUXGRIM/1200/5000/4K	34	4883	1275	101	84	142	2.0
LUXGRIM/1200/6000/4K	45	6223	1275	101	84	139	2.0
LUXGRIM/1500/4000/4K	24	3654	1575	101	84	152	2.6
LUXGRIM/1500/5000/4K	30	4512	1575	101	84	149	2.6
LUXGRIM/1500/6000/4K	42	6211	1575	101	84	146	2.6
LUXGRIM/1500/8000/4K	55	7809	1575	101	84	141	2.6

DD = DALI Dimmable
E = Emergency
2.7K = 2700K

SD = SwitchDim
ST = Self Test Emergency
3K = 3000K

MD = Mymesh Dim
ME = Mymesh Emergency
6.5K = 6500K

CD = Casambi Dim
SL** = Slave
TW = Tunable White