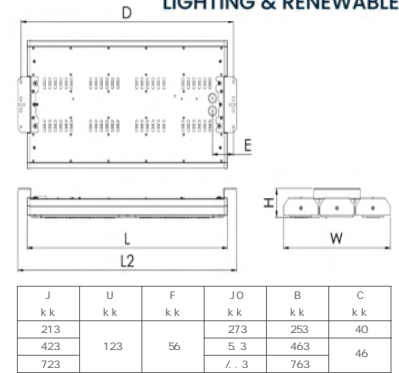
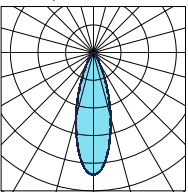


GLENBURN RANGE

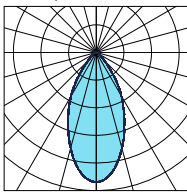


IP65
 IK08
 L80/B50
 100,000 hrs

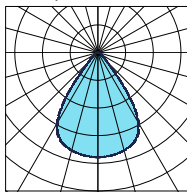
40° optic



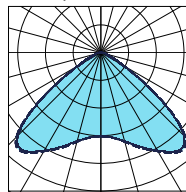
60° optic



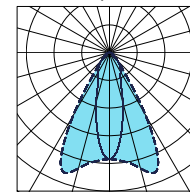
75° optic



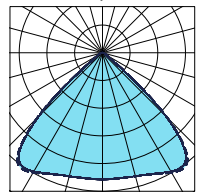
120° optic



30°x65° optic



90°x90° optic



The Glenburn range is a versatile IP65 high bay luminaire suitable for all warehouse and sports hall applications. Supplied as CRI 80 as standard, with a high colour stability of 3 MacAdam steps, the Glenburn is available with a range of control options including a batten fit PIR and corridor function. The emergency range of the Glenburn emergency versions are fitted with the latest lithium iron phosphate LiFePO4 battery technology, which has a 3-year battery warranty.

The Glenburn range seamlessly integrates with SCC's standard options, offering choices such as dimmable functionality and emergency configurations. Additionally, these luminaires can be seamlessly integrated into our intelligent lighting systems through wireless options, ushering in a new era of versatile illumination solutions.

Part code	Length mm	Power W	40° optic lm	60° optic lm	75° optic lm	120° optic lm	30°x65° optic lm	90°x90° optic lm	Weight kg
LUXGLEN/7500/4K	435	41	7162	7477	7162	7477	7005	7477	2.8
LUXGLEN/8500/4K	435	47	8130	8488	8130	8488	7952	8488	2.8
LUXGLEN/10500/4K	435	59	10031	10472	10031	10472	9811	10472	2.8
LUXGLEN/12350/4K	435	70	11829	12348	11829	12348	11569	12348	2.8
LUXGLEN/14250/4K	435	83	13640	14240	13640	14240	13341	14240	2.8
LUXGLEN/17000/4K	645	91	16260	16975	16260	16975	15903	16975	4.3
LUXGLEN/20850/4K	645	115	19959	20837	19959	20837	19521	20837	4.3
LUXGLEN/24700/4K	645	139	23657	24697	23657	24697	23137	24697	4.3
LUXGLEN/28350/4K	645	163	27140	28333	27140	28333	26543	28333	4.3
LUXGLEN/31100/4K	945	171	29784	31094	29784	31094	29130	31094	6.5
LUXGLEN/36900/4K	945	207	35302	36854	35302	36854	34526	36854	6.5
LUXGLEN/42300/4K	945	244	40499	42279	40499	42279	39608	42279	6.5

DD = DALI Dimmable
 E = Emergency
 3K = 3000K CCT
 75D = 75° optic

SD = SwitchDim
 ST = Self Test Emergency
 PIR = Batten fit PIR
 120D = 120° optic

MD = Mymesh Dim
 ME = Mymesh Emergency
 40D = 40° optic
 3565D = 35°X65° optic

CD = Casambi Dim
 SL** = Slave
 60D = 60° optic
 9090D = 90°X90° optic

GLENBURN ACCESSORIES

LUXGLEN/SUSP/1.5M
Glenburn suspension kit 1.5m

LUXGLEN/SUSP/3M
Glenburn suspension kit 3m

LUXGLEN/SUSP/5M
Glenburn suspension kit 5m

LUXGLEN/WG
Glenburn wire guard kit

LUXGLEN/SB
Glenburn suspension brackets (pair)

LUXGLEN/ADB
Glenburn adjustable brackets +/- 75 degrees(pair)

